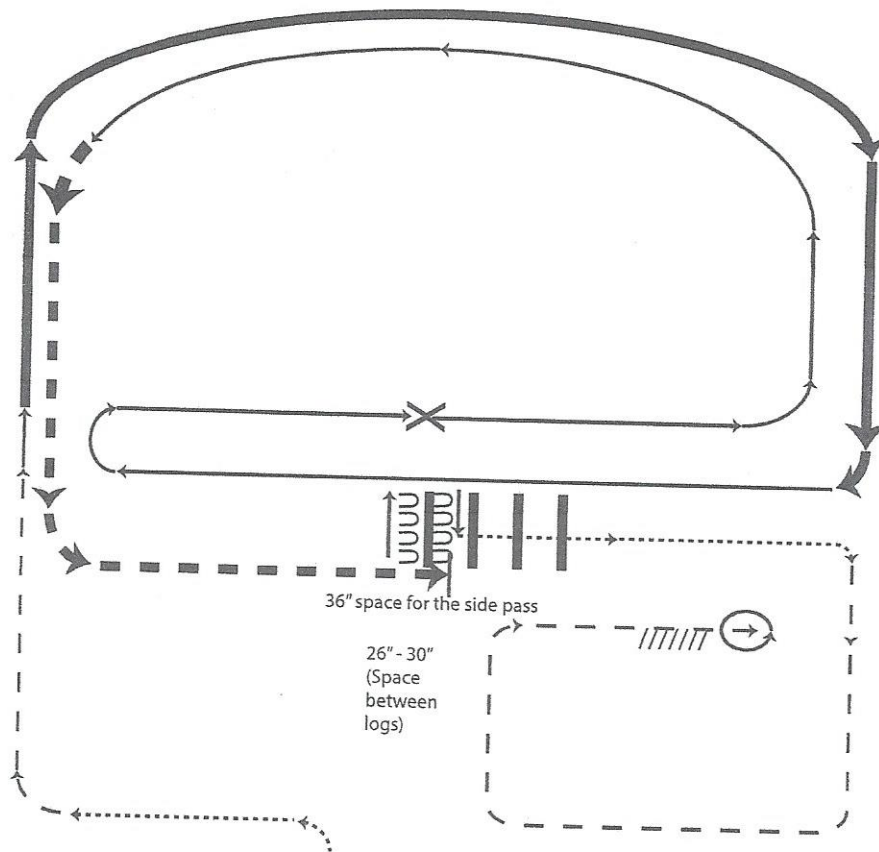


RANCH RIDING - PATTERN 4 / NSBA PATTERN 5



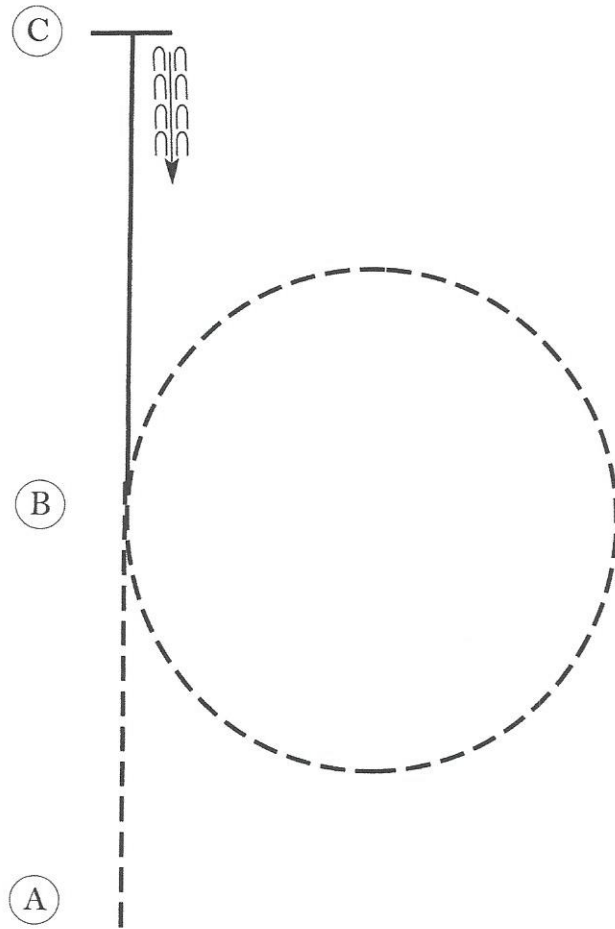
- X Lead Change
- • Walk
- - Trot
- - - Ext Trot
- — — Lope
- — — — Ext Lope
- /////// Back

1. Walk
2. Trot
3. Extended lope-right lead
4. Lope-right lead
5. Change leads (simple or flying)
6. Lope left lead
7. Extended trot
8. Stop, side pass left, side pass right, 1/2 way
9. Walk over logs
10. Walk
11. Trot square
12. Stop, 360° turn left, back

Kumlegaard Spring Celebration 2019

AQHA/APHA Novice Amateur

Show Date: 05-05-2019



Be ready before A.

1. Sitting trot A to B.
2. At B, posting trot circle to the right on proper diagonal.
3. At B, canter on the left lead to C.
4. Stop at C and back approximately one horse length.

Walk	-----
Trot	- - - - -
Extended Trot	— — — — —
Canter	— — — — —
Leg Yield	
Lead Change	— / —
Back	← 3333 ← 5555
Marker	⊙ B
Sidepass	← — — — — →
Hand Gallop	— — — — —

HUNT SEAT EQUITATION

[HSE/1-2]

Pattern Provided by:

Poul Haukrog Moller

www.HorseShowPatterns.com

www.HorseShowPatterns.com

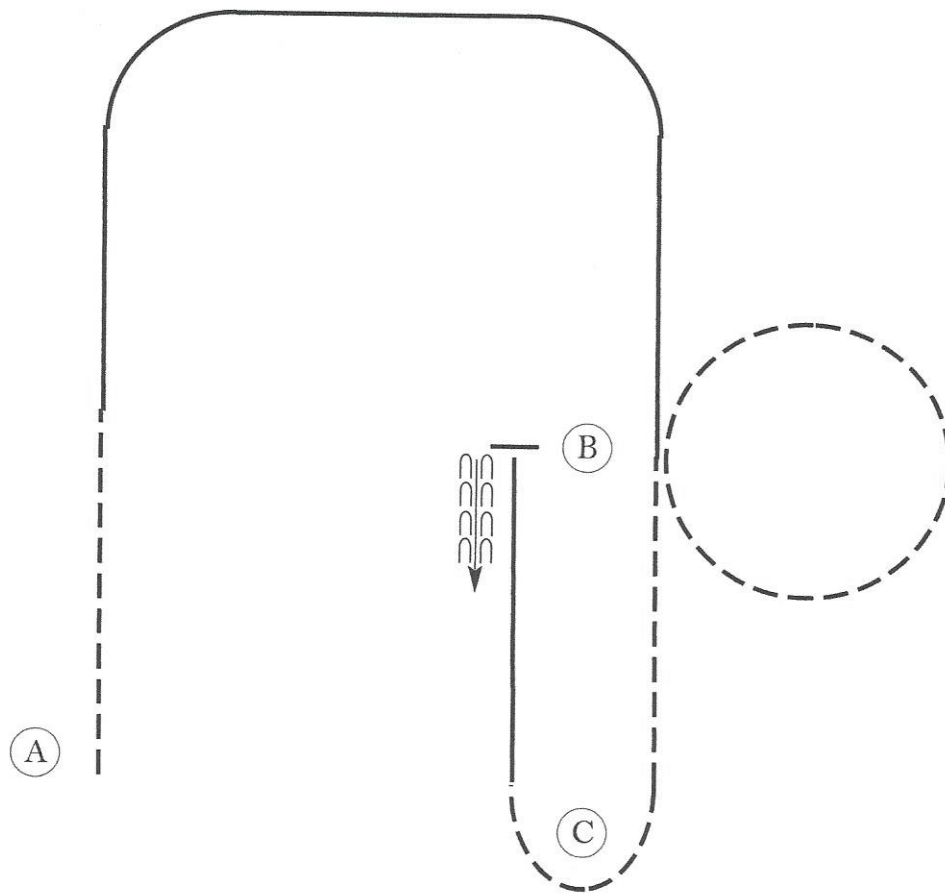
Kumlegaard Spring Celebration 2019

AQHA/APHA/SPB Amateur

Show Date: 05-05-2019

www.HorseShowPatterns.com

www.HorseShowPatterns.com



Be ready at A.

1. Trot on the left diagonal.
2. Canter on the right lead to B.
3. Trot a circle to the left on the correct diagonal.
4. Continue halfway to C in a 2 point position.
5. Sitting trot to and around C.
6. Canter left lead to B.
7. Stop and back.

Walk	-----
Trot	- - - - -
Extended Trot	— — — — —
Canter	—————
Leg Yield	
Lead Change	— / —
Back	← 333
Marker	ⓑ
Sidepass	← — — — — ←
Hand Gallop	— — — — —

HUNT SEAT EQUITATION

[HSE/3-107]

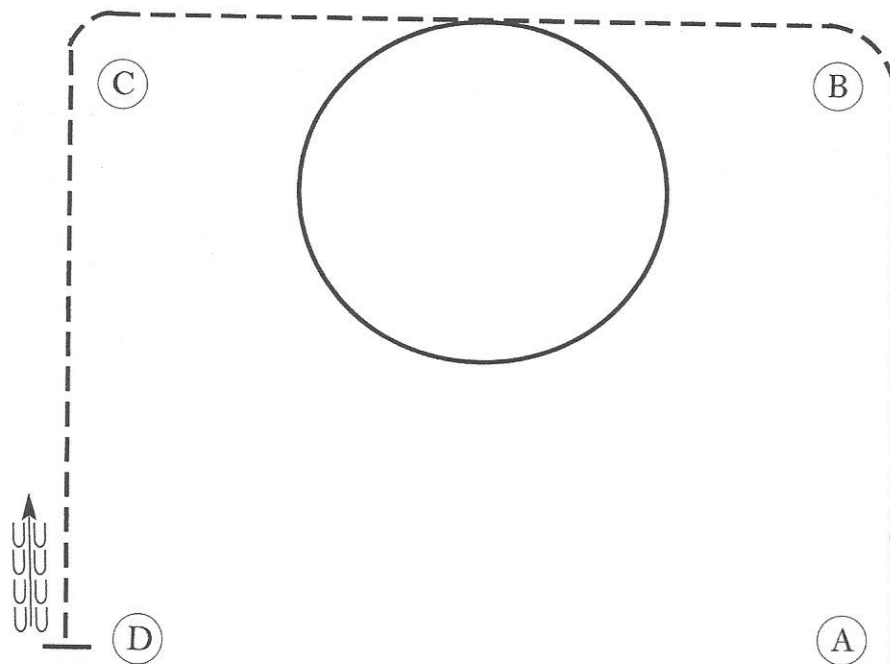
Pattern Provided by:

Poul Haukrog Moller

Kumlegaard Spring Celebration 2019

Allbreed Open

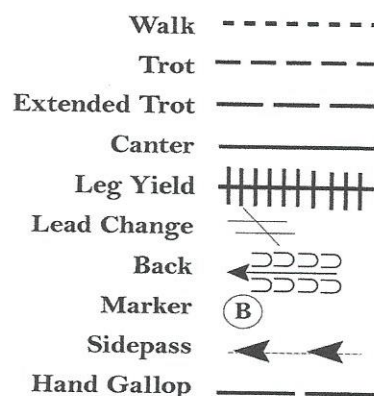
Show Date: 05-05-2019



Be ready at A.

1. Walk two horse lengths from A.
2. Sitting trot to B.
3. Posting trot on the right diagonal from B halfway to C.
4. Halfway to C, canter a circle to the left.
5. Close the circle and trot on the right diagonal to C.
6. Change diagonals and trot on the left diagonal to D.
7. Halt at D and back approximately one horse length.

Follow the instructions of your ring steward.



HUNT SEAT EQUITATION [HSE/2-62]

Pattern Provided by:
Poul Haukrog Moller